



# WIMBORNE C A M E R A C L U B


## PhotoEntry Test Uploads

Once you have done an initial login and set a password you can test uploading an image.

Login to the link: <https://compent.photoentry.uk/compent/> Using your userid in the format *wcc-namexxx* and the password you previously set.

Once you are in you should see the page:

← → ↻ 📄 compent.photoentry.uk/compent/ ★ 🗄️ 📄 ⋮

 **WIMBORNE** *PhotoEntry*  
C A M E R A C L U B

Test User1 ▼ [Logout](#)


**Main Menu**  
Main Menu  
Select a Competition Group:  
[Test Competition Group](#)

[Main Menu](#)  
[Help / FAQ](#)  
[Wimborne Camera Club](#)  
[Competition Rules](#)

Click on "Test Competition Group" and the following opens:

PhotoEntry - Test Competition | x +

← → ↻ 📄 compent.photoentry.uk/compent/

 **WIMBORNE** *PhotoEntry*  
C A M E R A C L U B

Test User1 ▼ [Logout](#)

**Main Menu**  
Test Competition Group  
Click on this button to show a consolidated view of all your entries:  
[Show Your Entries in this Group](#)

Or click on the name of a competition to create, modify or view entries for an individual competition:

Competition	Status	Close Date	Judge	Comment
Test Comp	Open	Sun 1 Sep 2024		Allow users to test uploading images

[Main Menu](#)  
[Help / FAQ](#)  
[Wimborne Camera Club](#)  
[Competition Rules](#)

Under Competition click on "Test Comp" and the following will open. Criteria for images entered into this competition are listed.

PhotoEntry - Test Comp

compent.photoentry.uk/compent/

**WIMBORNE** PhotoEntry  
CAMERA CLUB

Main Menu  
[Help / FAQ](#)  
[Wimborne Camera Club](#)  
[Competition Rules](#)

>> Test Competition Group

### Test Comp

Status	Open
Close Date	Sun 1 Sep 2024
Your Class	Club
Maximum Entries Allowed	5
Target Dimensions	Width 1600, Height 1200
Minimum Dimensions	Width 600, Height 400
Maximum Image Size	10 MB
Colour Profile	sRGB IEC61966-2.1
Colour Profile Enforcement	Warn if incorrect
Comment	Allow users to test uploading images

You do not have any Entries in this Competition.

[Add New Entry](#)

To submit an image click on "Add New Entry"

Enter details for the image. Entry Title is what will be shown when projected and doesn't have to be the filename title. Entry Reference optional and is for your use.

*Comment* Allow users to test uploading images

[Show Help](#)

#### Enter Entry Details

The title may be up to 40 characters comprising alphanumeric, space, and the characters ,!-'-%()

**Entry Title \***

**Entry Reference**

**Entry is Publishable**

Yes  Remember for next time

[Add This Entry](#)

In this example I'm going to upload an image of a Barn Owl and when displayed in competition I want the title of "Barn Owl" displayed. For my own information I'm putting a reference about the image but I could choose to leave this blank.

Once details entered click "Add This Entry"

You'll see a screen showing the entry details but you still need to upload the image file.

>> [Test Competition Group](#) >> [Test Comp](#)

## Upload New Image - Barn Owl

Entry added - now upload the image for this Entry

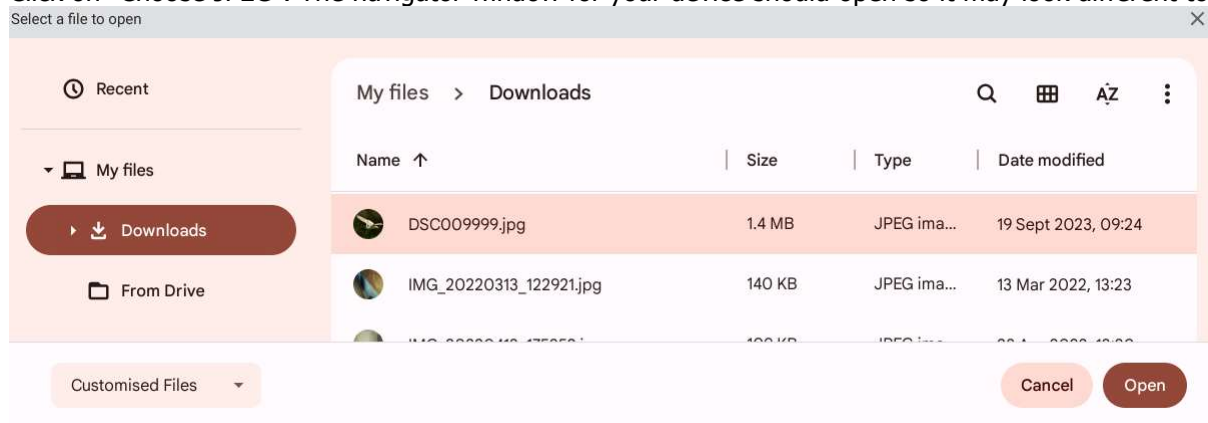
Competition	Test Comp
Status	Open
Target Dimensions	Width 1600, Height 1200
Minimum Dimensions	Width 600, Height 400
Maximum Image Size	10 MB
Colour Profile	sRGB IEC61966-2.1
Colour Profile Enforcement	Warn if incorrect
Comment	Allow users to test uploading images

Show Help

Select a JPEG image to upload.

Choose JPEG...

Click on "Choose JPEG". The navigator window for your device should open so it may look different to this.



Select the file for the image you want to add. Notice the filename is DSC009999.jpg which doesn't conform to the usual club standard. You don't have to worry as PhotoEntry will create the filename in club standard format for use when inputting into DiCentra. However Photo Entry will enforce the usual size requirements for an image IE Maximum width 1600 and height 1200 pixels. If your image exceeds these, the image will be rejected and you will have to resize before attempting another upload.

Confirmation of the file name will be displayed

## Upload New Image - Barn Owl

<i>Competition</i>	Test Comp
<i>Status</i>	Open
<i>Target Dimensions</i>	Width 1600, Height 1200
<i>Minimum Dimensions</i>	Width 600, Height 400
<i>Maximum Image Size</i>	10 MB
<i>Colour Profile</i>	sRGB IEC61966-2.1
<i>Colour Profile Enforcement</i>	Warn if incorrect
<i>Comment</i>	Allow users to test uploading images

Show Help

Select a JPEG image to upload.

Choose JPEG...

DSC009999.jpg (1.4 MB)

Upload Image

Click on "Upload Image"

**Please wait until the image has uploaded...**

Once the image has uploaded you'll see a confirmation window showing your image.

Add New Entry

#	Image	Details	Actions
1		<b>Barn Owl</b> [Barn Owl from BWC] OK Publish W:1600, H:1068, 1.4MB	  

At this point you can make changes such as changing the title by clicking the "edit" icon under Actions or if you've uploaded the wrong image delete it by clicking on the "bin" icon under actions.

Click "Add New Entry" to enter more entries. Under normal competitions you'll be able to enter two images but for the purposes of testing you can upload up to five images.

Here is an example of what happens if you add an image that doesn't comply to the rules:

## Enter Entry Details

The title may be up to 40 characters comprising alphanumeric, space, and the characters ,!-\_%()

Entry Title \*

Gorse Burning

Entry Reference

Test Fail

Entry is Publishable

Yes  Remember for next time

Add This Entry

## Upload New Image - Gorse Burning

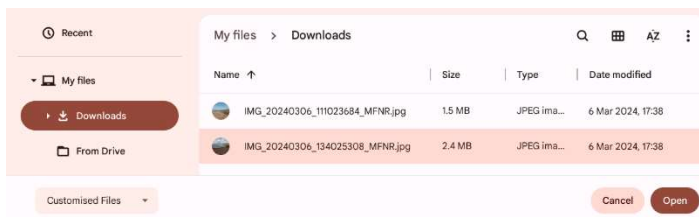
Entry added - now upload the image for this Entry

Competition	Test Comp
Status	Open
Target Dimensions	Width 1600, Height 1200
Minimum Dimensions	Width 600, Height 400
Maximum Image Size	10 MB
Colour Profile	sRGB IEC61966-2.1
Colour Profile Enforcement	Warn if incorrect
Comment	Allow users to test uploading images

Show Help

Select a JPEG image to upload.

Choose JPEG...



Select a JPEG image to upload.

Choose JPEG...

IMG\_20240306\_134025308\_MFNR.jpg (2.4 MB)

Upload Image

Because the image was the wrong size it has not been accepted and the reason has been given

>> [Test Competition Group](#) >> [Test Comp](#)







## Upload New Image - Gorse Burning

Uploaded image width exceeds 1600 or height exceeds 1200 (was width 4080 and height 3072)

Please re-size & try again

Revised September 2024

Resize the image and try the upload again. You can see the entry has not been deleted so you don't have to start from the beginning.

#	Order	Image	Details	Actions
1	↓		<b>Barn Owl</b> [Barn Owl from BWC] OK Publish W:1600, H:1068, 1.4MB	  
2	↑	<input type="button" value="Upload Image"/>	<b>Gorse Burning</b> [Test Fail] Add 1 image ⓘ Publish	 

Have a play with uploading images and Logout when finished.

You should be ready now to upload images to an active competition.